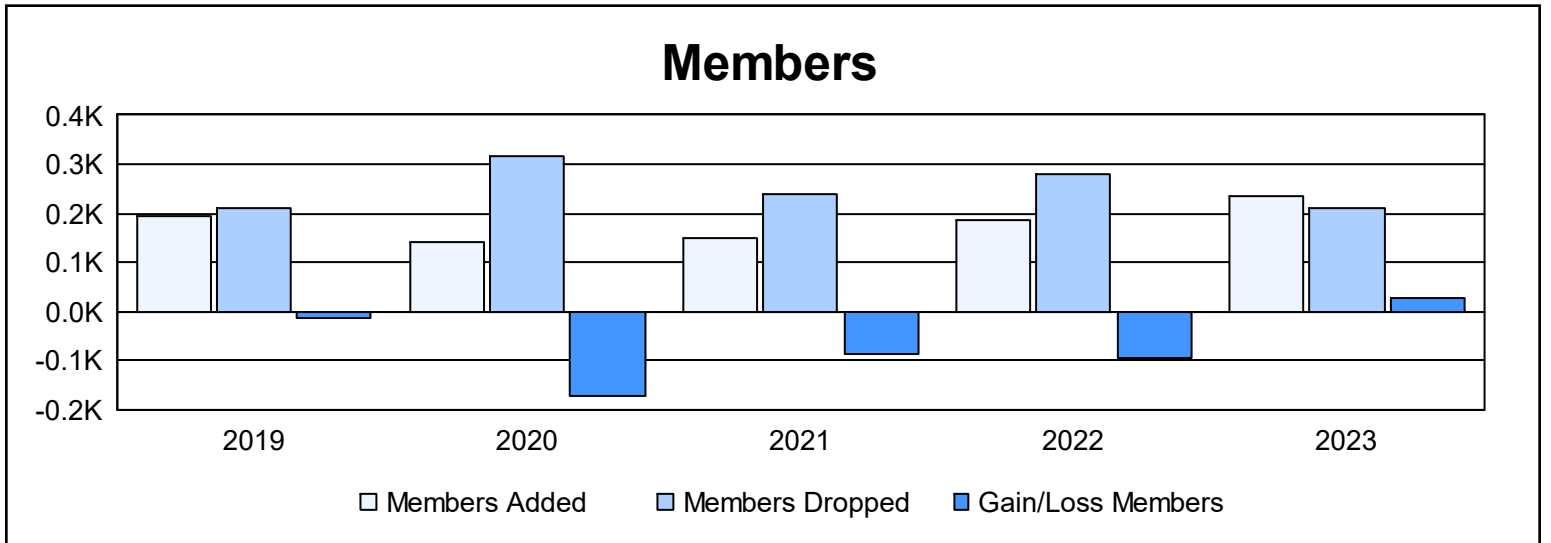
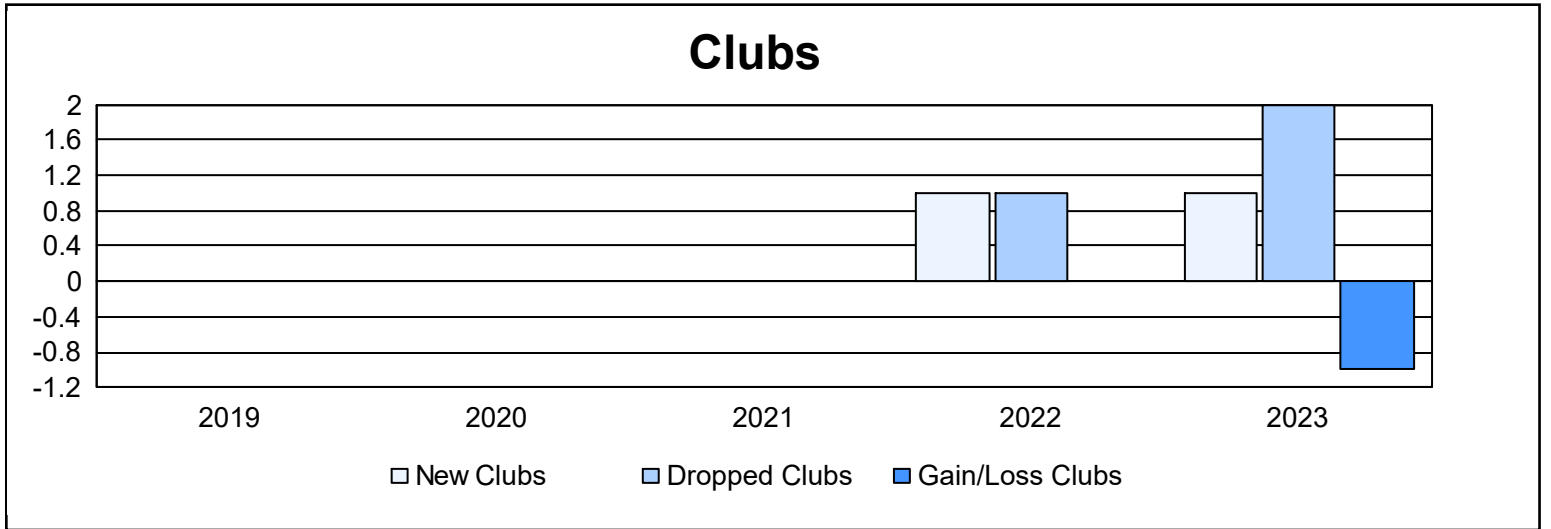
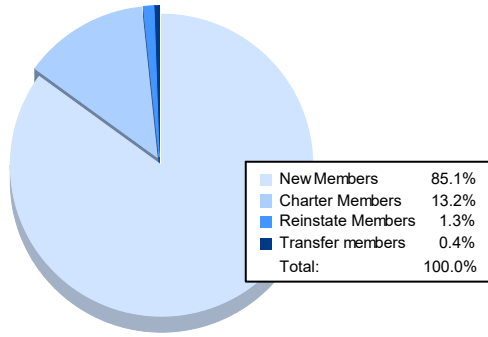


Year	New Clubs	Dropped Clubs	Gain/ Loss Clubs	New Members	Charter Members	Reinstate Members	Transfer Members	Total Member Added	Total Members Dropped	Gain/ Loss Members
2018-2019	0	0	0	188	0	4	3	195	210	-15
2019-2020	0	0	0	140	0	1	1	142	315	-173
2020-2021	0	0	0	146	1	1	3	151	237	-86
2021-2022	1	1	0	152	28	1	4	185	278	-93
2022-2023	1	2	-1	200	31	3	1	235	209	26
<b>Average</b>	<b>0</b>	<b>1</b>	<b>0</b>	<b>165</b>	<b>12</b>	<b>2</b>	<b>2</b>	<b>182</b>	<b>250</b>	<b>-68</b>



### Membership Composition June 2023 Cumulative



### Gender Composition June 2023 Cumulative

